



www.macis.com.sg

INTERFACE VALVE

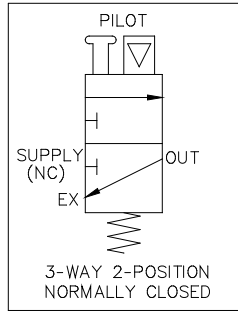
Valve Operation

MV B29AM10K3W-1/4NC-1/4E-1/8P-N-H, MV B29AM10K3W-3/8NC-3/8E-1/8P-N-H, MV B29AM10K3W-1/4NC-1/4E-1/4P-N-H & MV B29AM10K3W-3/8NC-3/8E-1/4P-N-H are 3-Way 2-Position Normally Closed, Manual/ Pilot Supply pressure Operated Interface Valves (Manual handle with control override).

To open the valve, the pressure signal to Pilot port within the required minimum pilot pressure range, the valve will actuate to open supply pressure from IN port to OUT port and block at EX port, as per below Status table State 1.

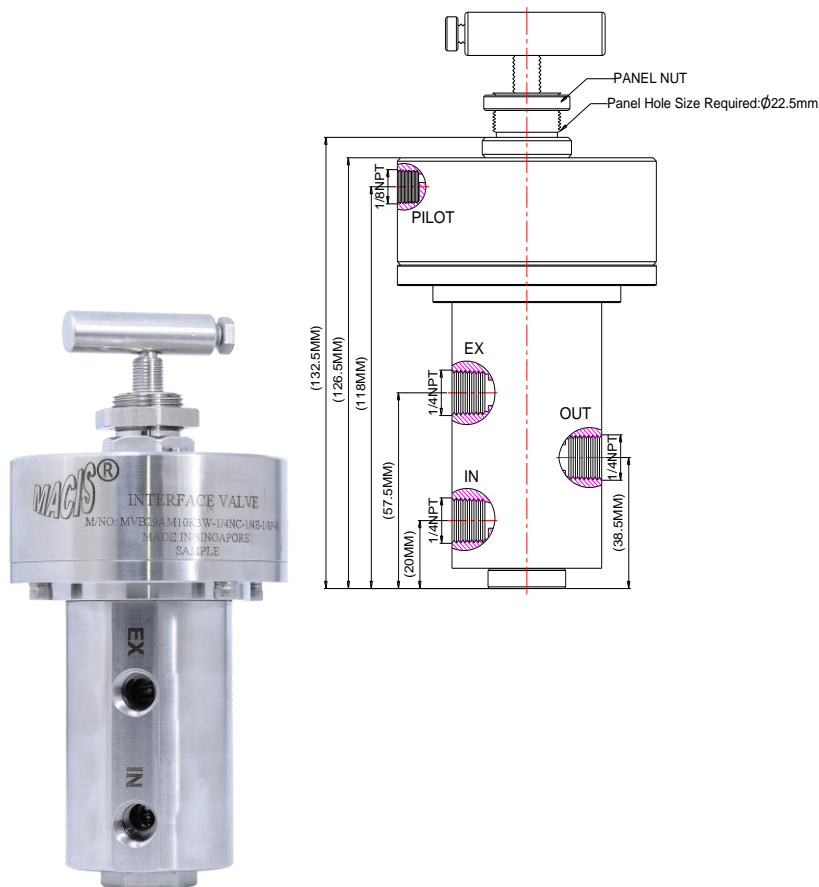
To close the valve, the Pilot port pressure lower than Min pilot operating pressure, the valve will be auto reset to close as per below status table State 2. Supply pressure at IN port will be block and accumulated operating pressure will released through the EX port. Manual handle is additional function, to allow the valve to be in service when loss of pilot supply.

*Note: The manual handle should be return to the normal position after pilot pressure is restored.

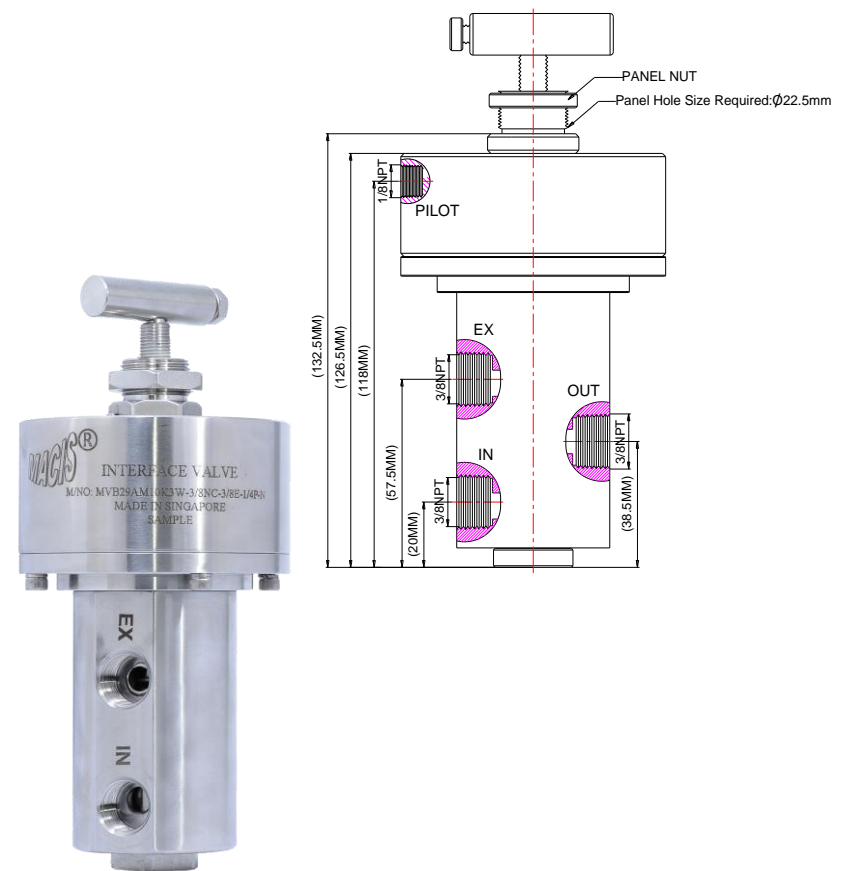


Flow Control Status Table

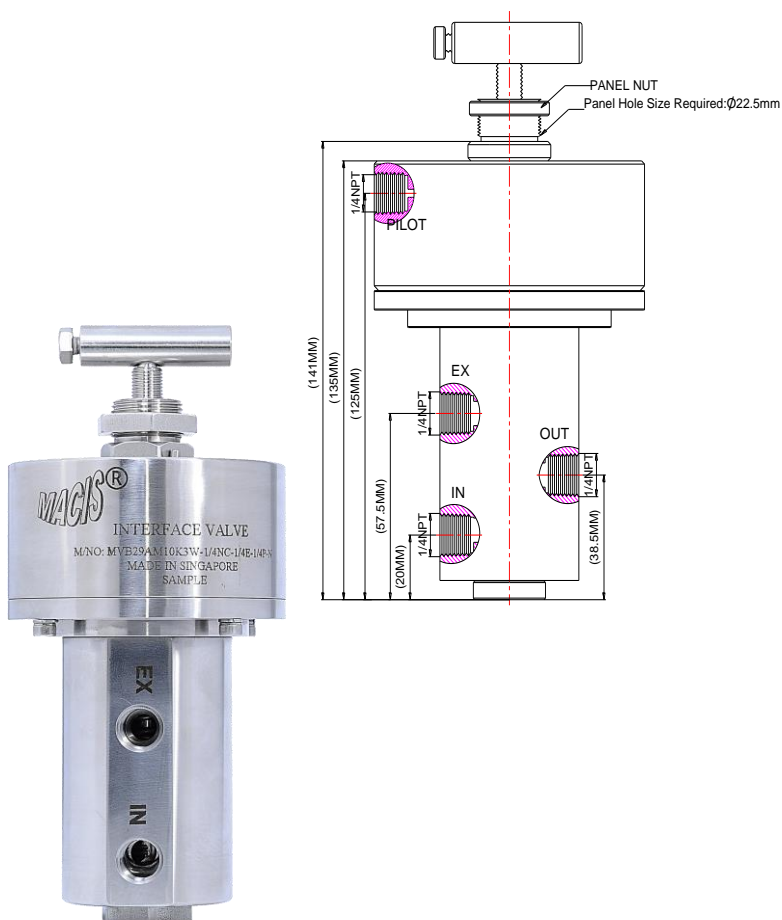
STATE	IN	OUT	EX	Pilot / Manual Handle
1	○	○	-	○
2	-	○	○	-



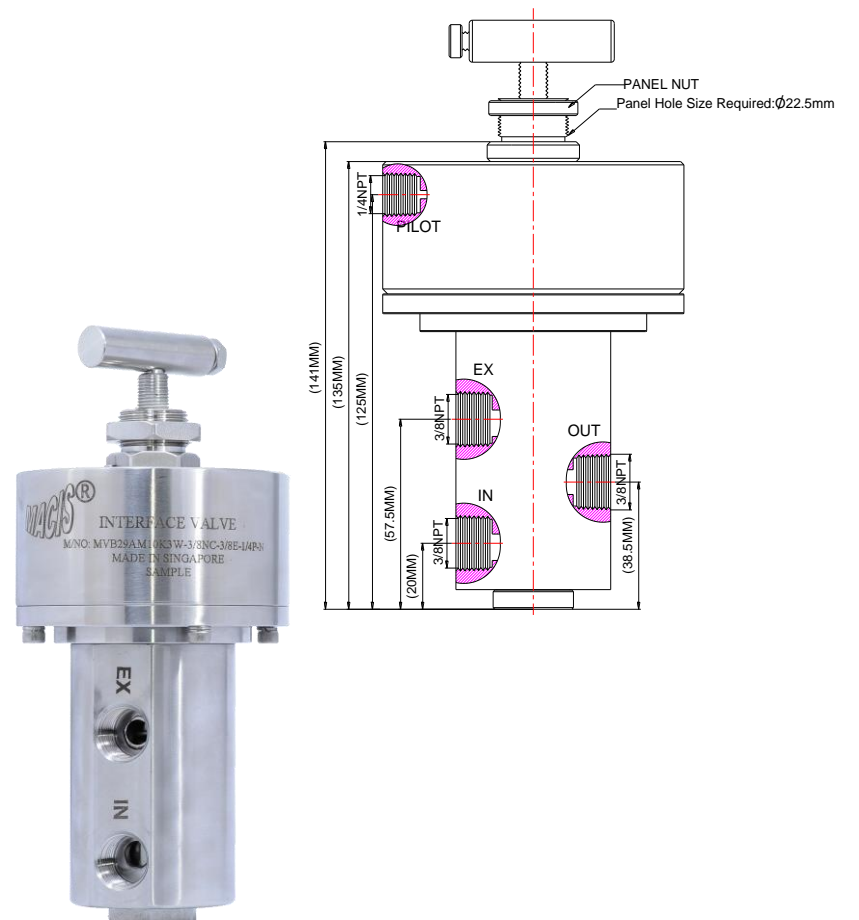
Ordering Ref : MV B29AM10K3W-1/4NC-1/4E-1/8P-N-H



Ordering Ref : MV B29AM10K3W-3/8NC-3/8E-1/8P-N-H



Ordering Ref : MV B29AM10K3W-1/4NC-1/4E-1/4P-N-H



Ordering Ref : MV B29AM10K3W-3/8NC-3/8E-1/4P-N-H

MACIS PTE LTD

Blk 3015A Ubi Road 1, #01-02 & #01-06 Kampong Ubi Industrial Estate, Singapore 408705

Email : sales@macis.com.sg TEL : 65-6749 6011 / 65-6749 7882 FAX : 65-6749 1398

Specification

Control Application	3-Way 2-Position Normally Closed Manual handle with Control override Manual/Auto Operation Type
Pilot Linker Shape	Circular Ø82.6mm (3 ¼")
Net Weight	3.0 KG
Working Media	Oil
Pilot Pressure Range	25-150 PSI (1.8 – 10.3 bar)
Max Working Pressure	10,000 PSI (689.4 bar)
Temperature Range	- 30°C to 120°C <i>Other Temperature Ranges available. Consult Factory</i>
Material(Valve Body)	316L
Seal Material	Nitrile Rubber (NBR) <i>Other Seal Material are Available Upon Request</i>
Manual Handle	Rotating screw type
Panel Hole Size	Ø22.5 mm (57/64")
Flow Rate	Cv = 0.65

Distinctions

Ordering Ref No

Port Connection Size

MV B29AM10K3W-1/4NC-1/4E-1/4P-N-H: IN, OUT & EX Ports: 1/4"NPT F, Pilot Port: 1/4"NPT F

MV B29AM10K3W-3/8NC-3/8E-1/4P-N-H: IN, OUT & EX Ports: 3/8"NPT F, Pilot Port: 1/4"NPT F

MV B29AM10K3W-1/4NC-1/4E-1/8P-N-H: IN, OUT & EX Ports:1/4"NPT F, Pilot Port: 1/8"NPT F

MV B29AM10K3W-3/8NC-3/8E-1/8P-N-H: IN, OUT & EX Ports: 3/8"NPT F, Pilot Port: 1/8"NPT F

** Measurement stated are with tolerance of +/-10%. Optional Parts/Material are available upon request.