

RELIEF VALVE

Model: MV 9461C-20KL (Pressure Range 10,000-20,000psi)

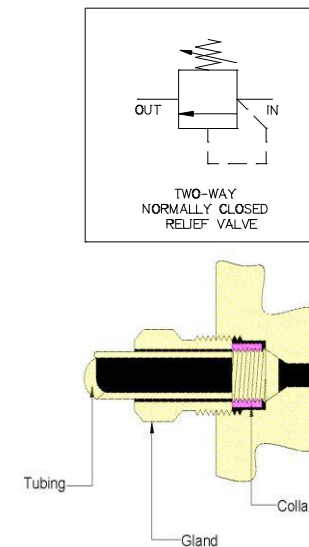
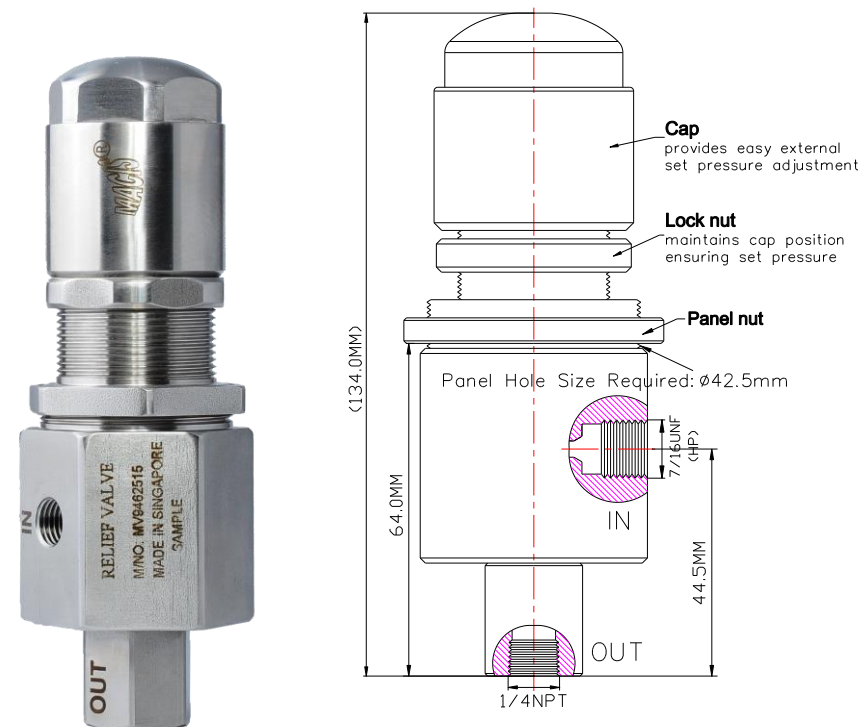
Descriptions

Relief valves (Pressure Safety Valves) are designed or set to open at a predetermined set pressure to protect other equipment from being subjected to pressures that exceed their design limits. The pressure media enters the relief valve, turning the spring housing clockwise will increase the relief valve pressure setting. Rotating the spring housing counterclockwise will decrease the relief valve pressure setting. When the set pressure is exceeded, the valve is forced open. They have excellent pressure relief and reset repeatability.

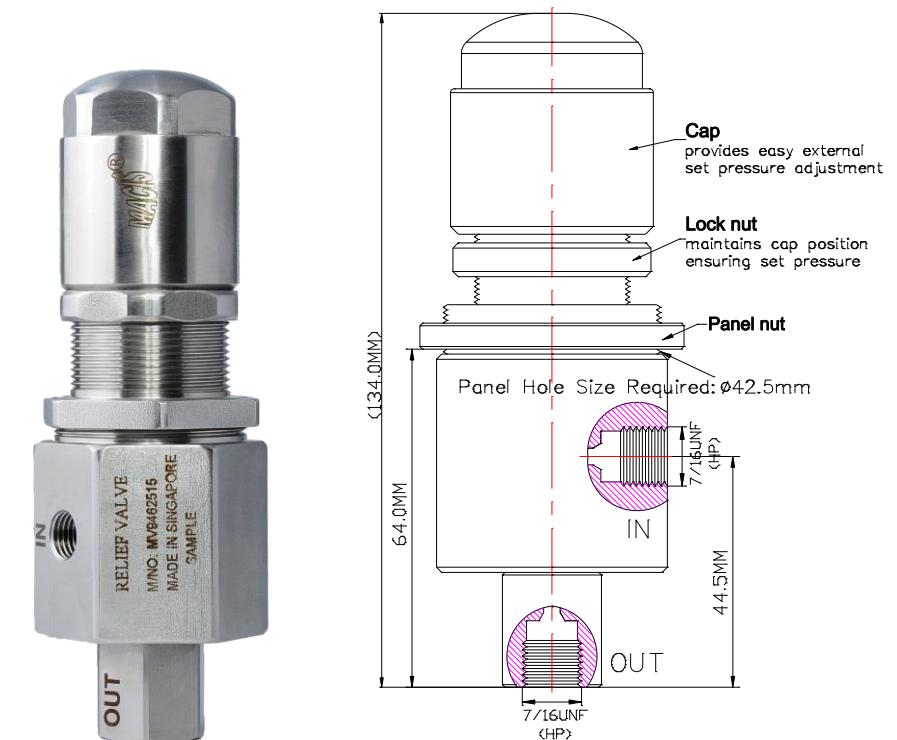
—Leak tight when 90% of “set pressure” is applied.

—Repeatability $\pm 5\%$ of “set pressure”.

—Re-seating within 20-30% of “cracking pressure”. State details when ordering



Medium pressure tubing, tubing size is 1/4" ODX0.109"ID,
1/4" Medium Pressure (LF4)



Ordering Ref : MV9461C-20KL-I7/16UNFF-O1/4NPTF

Corresponding to: MV 9462515-L

Ordering Ref : MV9461C-20KL-I7/16UNFF-O7/16UNFF

Specification

Control Application	2-Way, Two Position Normally Closed, Spring / Poppet Operated Used to control or limit the pressure in a system
Pressure Range	10,000-20,000 PSI (689.5-1,379.0 bar)
Orifice Size	Ø 2.4 mm (3/32 ")
Flow Rate	Cv = 0.2
Panel Hole Size	Ø42.5mm (1 43/64 ")
Net Weight	1.1 kg
Working Media	Air
Temperature Range	- 30°C to 120°C Other Temperature Ranges available. Consult Factory
Material(Valve Body)	316 L
Seal Material	Viton(FKM) Other seal material are available upon request
Options	Body Material and end connections other option available upon request

Distinctions

Ordering Ref No	Port Connection Size
MV 9461C-20KL-I7/16UNFF-O1/4NPTF :	IN Port : 7/16"-20UNF F, OUT Port : 1/4"-18NPT F
MV 9461C-20KL-I7/16UNFF-O7/16UNFF :	IN & OUT Ports : 7/16"-20UNF F

**Optional Parts/Material are available upon request.

MACIS PTE LTD

Blk 3015A Ubi Road 1, #01-02 & #01-06 Kampong Ubi Industrial Estate, Singapore 408705
Email : sales@macis.com.sg Tel : 65-6749 6011 / 65-6749 7882 Fax: 65-6749 1398