



www.macis.com.sg

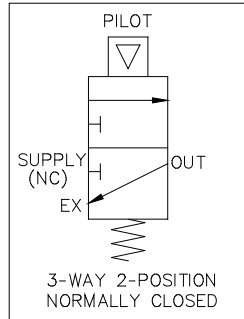
INTERFACE VALVE

Valve Operation

MV B29A10K3W-1/4NC-1/4E-1/4P-N-L, MV B29A10K3W-3/8NC-3/8E-1/4P-N-L, MVB29A10K3W-1/4NC-1/4E-1/8P-N-L & MV B29A10K3W-1/4NC-1/4E-1/8P-N-L are 3-Way 2-Position Normally Closed Auto Operation Interface Valve. Working pressure need to be applied at the Pilot Port for it to operate.

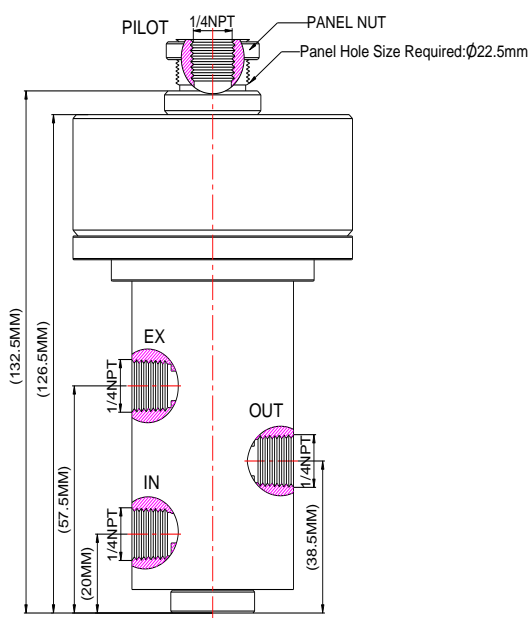
To open the valve, the pressure signal to Pilot port within the required minimum pilot pressure range, the valve will actuate to open supply pressure from IN port to OUT port and block at EX port, as per below Status table State 1.

To close the valve, the Pilot port pressure lower than Min pilot operating pressure, the valve will be auto reset to close as per below status table State 2. Supply pressure will be block at IN port and accumulated operating pressure will released through the EX port.

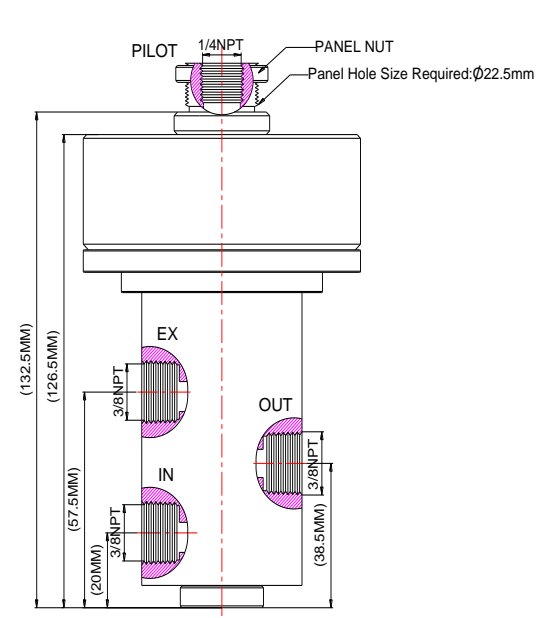


Flow Control Status Table

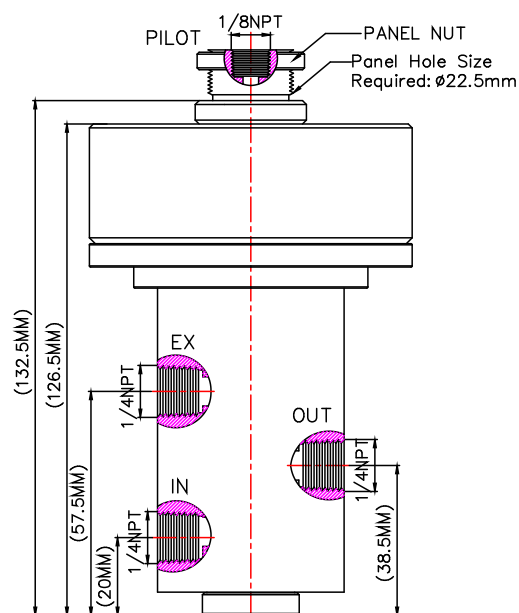
STATE	IN	OUT	EX	PILOT
1	o	o	-	o
2	-	o	o	-



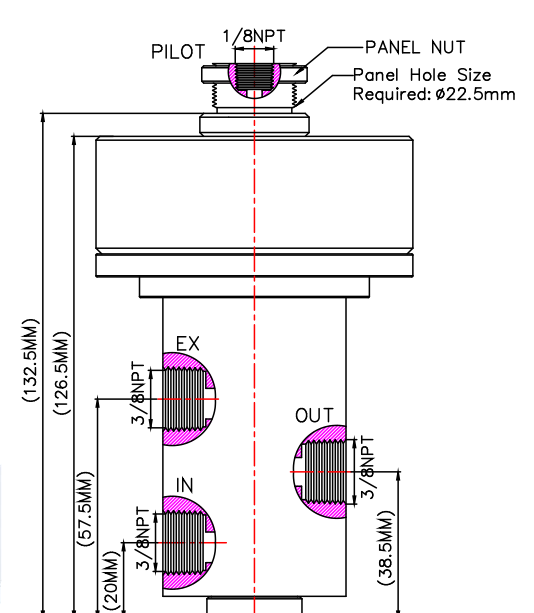
Ordering Ref : MV B29A10K3W-1/4NC-1/4E-1/4P-N-L



Ordering Ref : MV B29A10K3W-3/8NC-3/8E-1/4P-N-L



Ordering Ref : MV B29A10K3W-1/4NC-1/4E-1/8P-N-L



Ordering Ref : MV B29A10K3W-3/8NC-3/8E-1/8P-N-L

MACIS PTE LTD

Blk 3015A Ubi Road 1, #01-02 & #01-06 Kampong Ubi Industrial Estate, Singapore 408705

Email : sales@macis.com.sg TEL : 65-6749 6011 / 65-6749 7882 FAX : 65-6749 1398

Specification

Control Application	3-Way 2-Position Normally Closed Auto Operation Type
Pilot Linker Shape	Circular Ø82.6mm (3 ¼")
Net Weight	2.6 KG
Working Media	Air
Pilot Pressure Range	25-150 PSI (1.8 – 10.3 bar)
Max Working Pressure	10,000 PSI (689.4 bar)
Temperature Range	- 30°C to 120°C <i>Other Temperature Ranges available. Consult Factory</i>
Material(Valve Body)	316L
Seal Material	Viton (FKM) <i>Other Seal Material are Available Upon Request</i>
Panel Hole Size	Ø22.5 mm (57/64 ")
Flow Rate	Cv = 0.65

Distinctions

Ordering Ref No

Port Connection Size

MV B29A10K3W-1/4NC-1/4E-1/4P-N-L: IN, OUT & EX Ports: 1/4"NPT F, Pilot Port: 1/4"NPT F

MV B29A10K3W-3/8NC-3/8E-1/4P-N-L: IN, OUT & EX Ports: 3/8"NPT F, Pilot Port: 1/4"NPT F

MV B29A10K3W-1/4NC-1/4E-1/8P-N-L: IN, OUT & EX Ports:1/4"NPT F, Pilot Port: 1/8"NPT F

MV B29A10K3W-3/8NC-3/8E-1/8P-N-L: IN, OUT & EX Ports: 3/8"NPT F, Pilot Port: 1/8"NPT F

** Measurement stated are with tolerance of +/-10%. Optional Parts/Material are available upon request.